



Health & Human Services Agenda Request

3A
Agenda Item #

Requested Meeting Date: March 28, 2023

Title of Item: Financial Services Programs Presentation

<input checked="" type="checkbox"/> REGULAR AGENDA <input type="checkbox"/> CONSENT AGENDA <input type="checkbox"/> INFORMATION ONLY	Action Requested: <input type="checkbox"/> Approve/Deny Motion <input type="checkbox"/> Adopt Resolution (attach draft) <i>*provide copy of hearing notice that was published</i>	<input type="checkbox"/> Direction Requested <input checked="" type="checkbox"/> Discussion Item <input type="checkbox"/> Hold Public Hearing*
--	---	--

Submitted by: Paula Arimborgo	Department: H&HS Administration
---	---

Presenter (Name and Title): Jessi Goble, Financial Assistance Supervisor	Estimated Time Needed: 20 minutes
--	---

Summary of Issue:
A presentation of the Financial Services Programs offered through the Aitkin County Health & Human Services Financial Services Unit.

Alternatives, Options, Effects on Others/Comments:

Recommended Action/Motion:

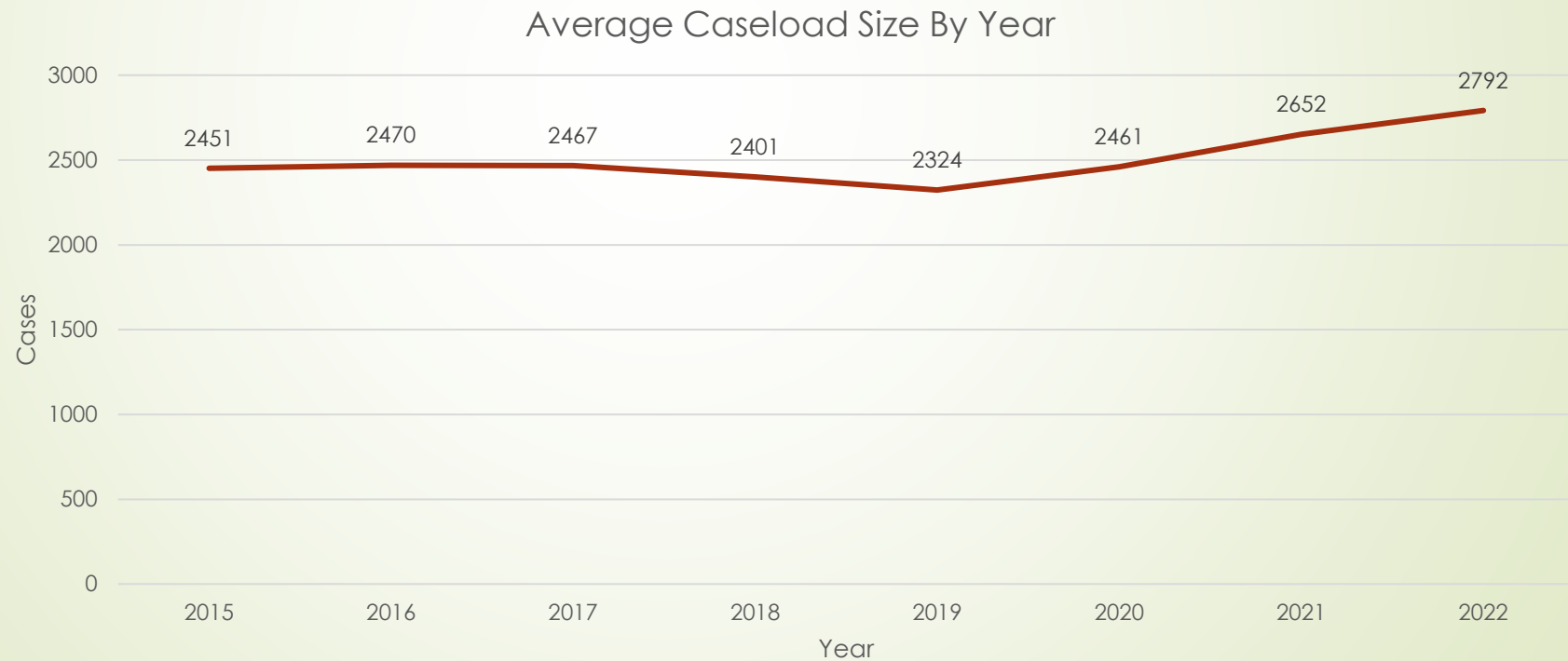
Financial Impact:
Is there a cost associated with this request? Yes No
What is the total cost, with tax and shipping? \$
Is this budgeted? Yes No *Please Explain:*

Financial Services Programs



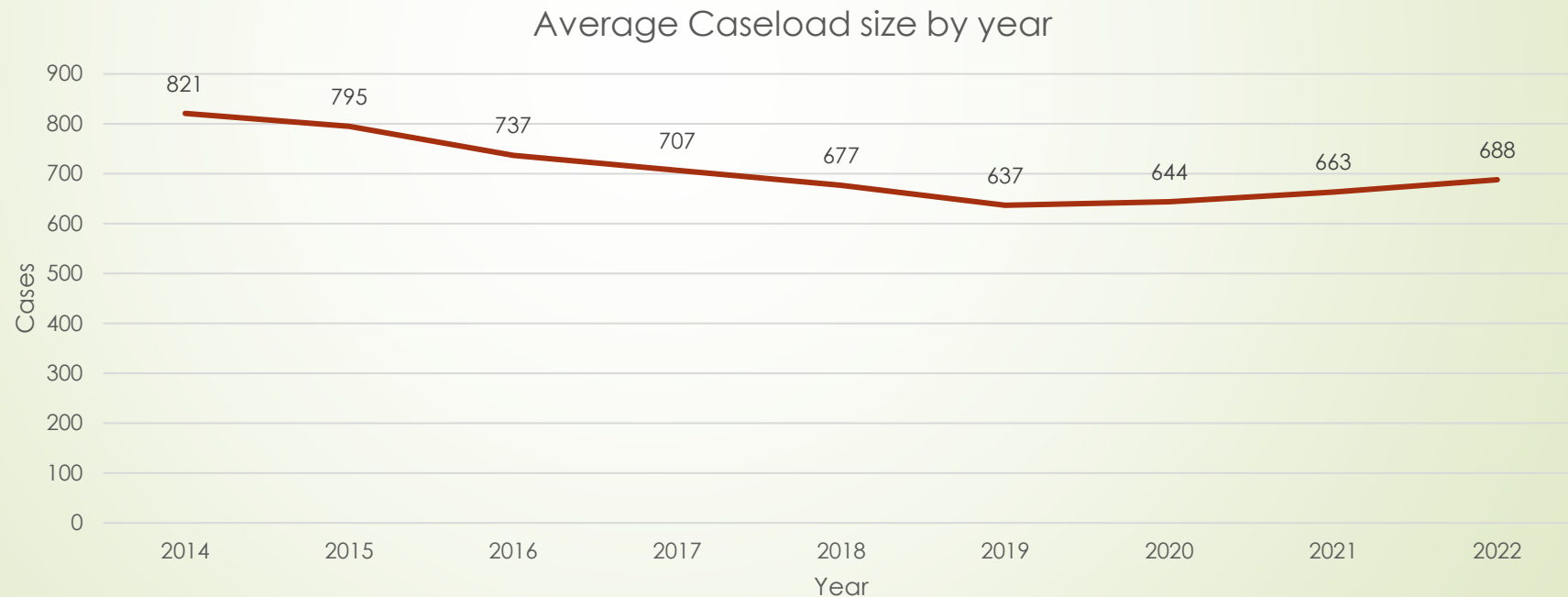
Minnesota Health Care Programs (MHCP)

- These programs provide health care coverage to eligible families with children, adults, people with disabilities and seniors



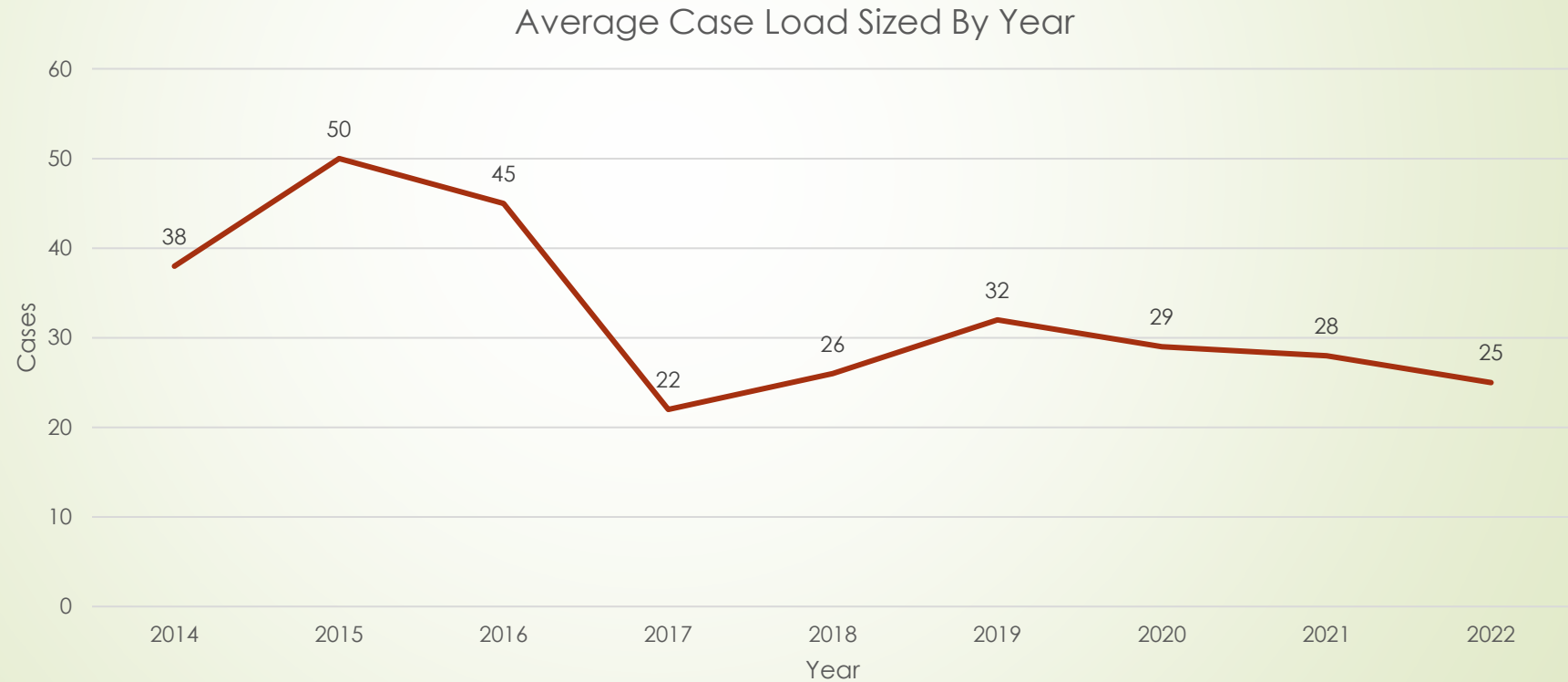
Supplemental Nutrition Assistance Program -SNAP (formally known as Food Support/Food Stamps)

- Provides a food supplement to low-income households to expand their food budget
- Max Benefit amount for a household of 4 is \$939



Child Care Assistance Program (CCAP)

- Helps pay for the cost of child care for eligible families using approved child care providers
- The entrance level for a household of 4 is \$55,266.00.





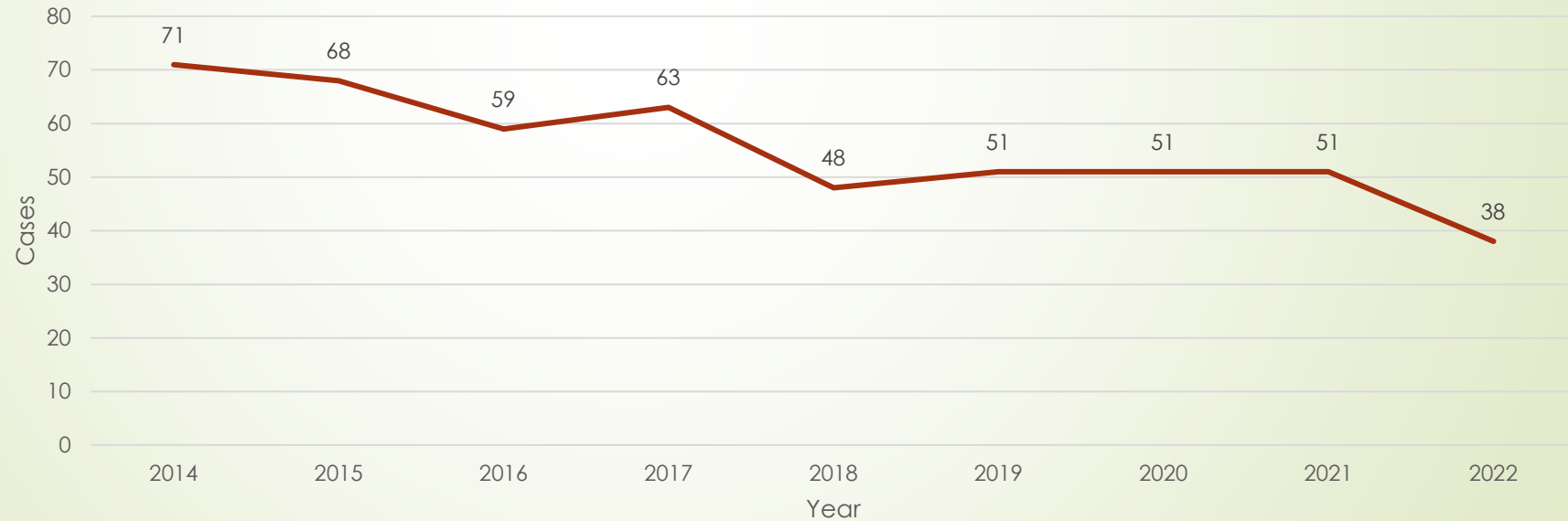
Cash Assistance Programs

- ▶ There are five different programs that fall under the Cash Assistance umbrella
 - ▶ Minnesota Family Investment Programs (MFIP)
 - ▶ Diversionary Work Program (DWP)
 - ▶ General Assistance (GA)
 - ▶ Minnesota Supplemental Aid (MSA)
 - ▶ Housing Supports (HS)

Minnesota Family Investment Program (MFIP) Temporary Assistance for Needy Families (TANF)

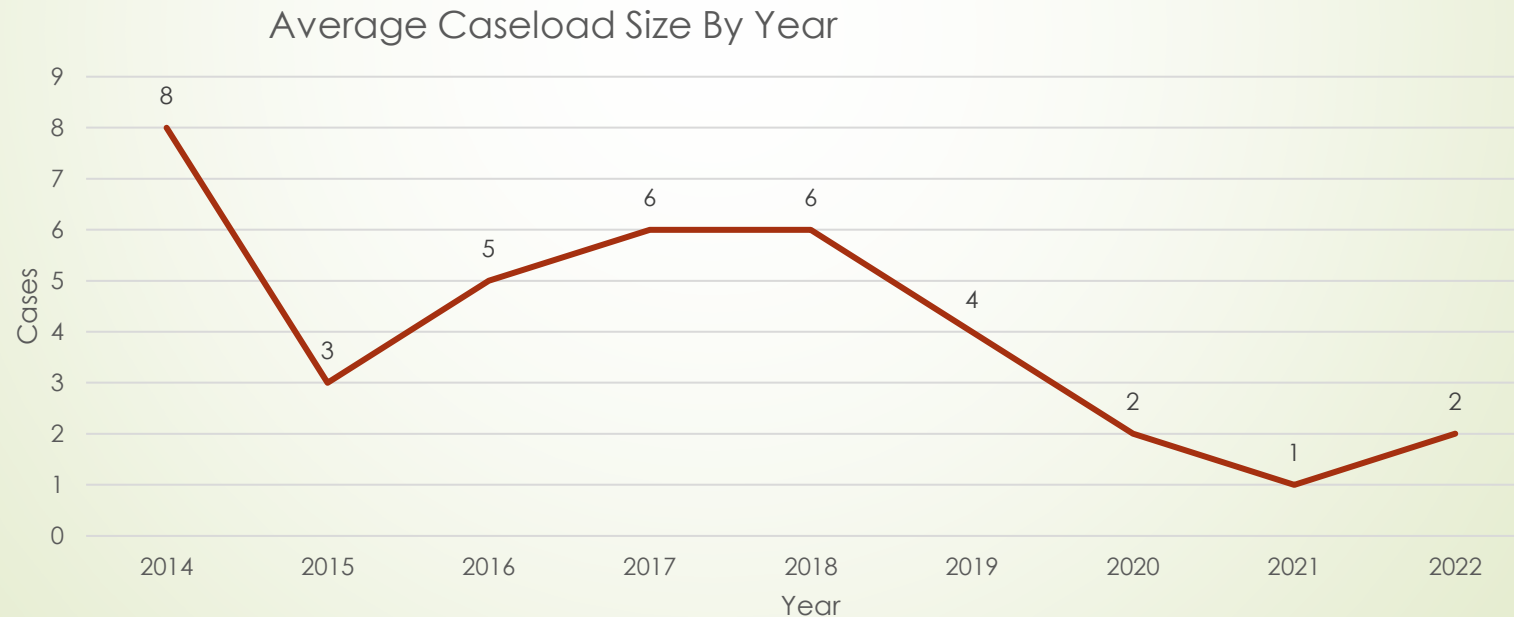
- ▶ Assists low-income families with children to move out of poverty through a focus on employment or stabilization services
- ▶ Max benefit amount for a household of 4 is \$782 cash and \$788 SNAP

Average Case Load Sizes By Year



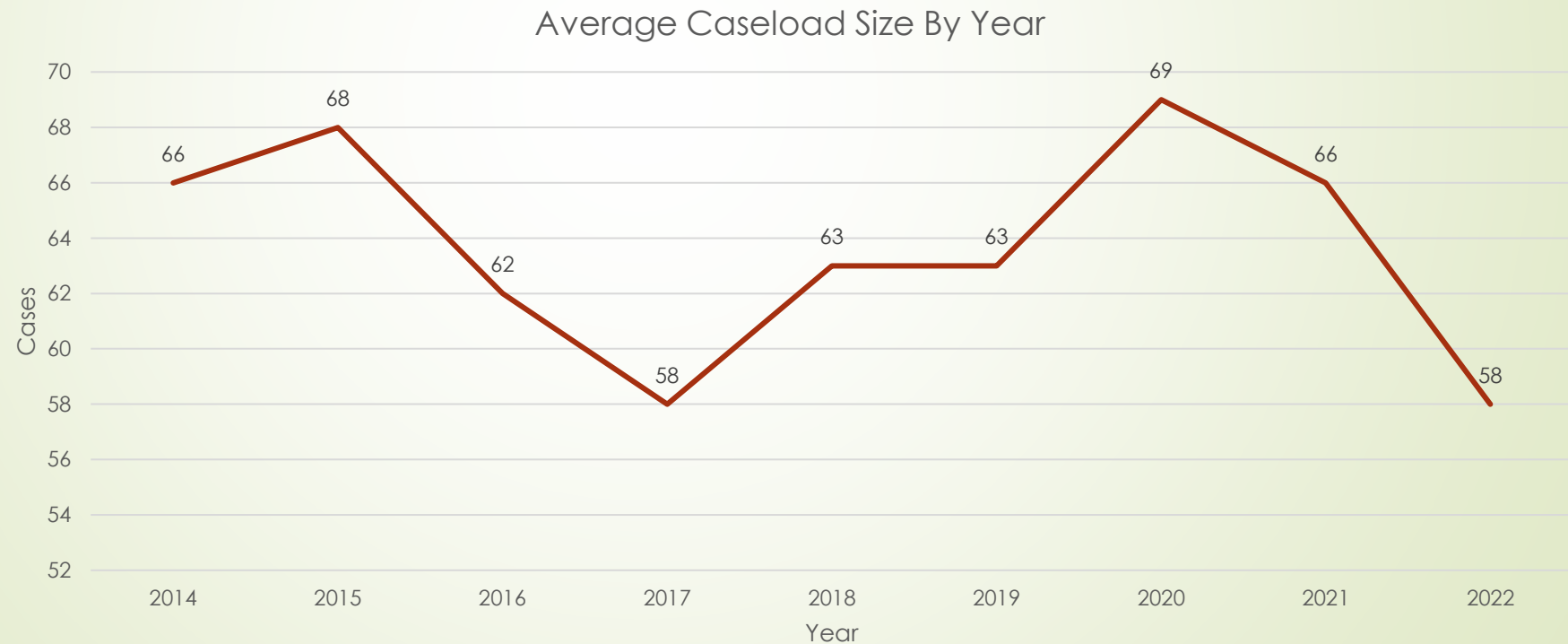
Diversionary Work Program (DWP)

- Four month, intensive, work focused program for families with children applying for cash benefits
- Max benefit amount for a household of 4 is \$782



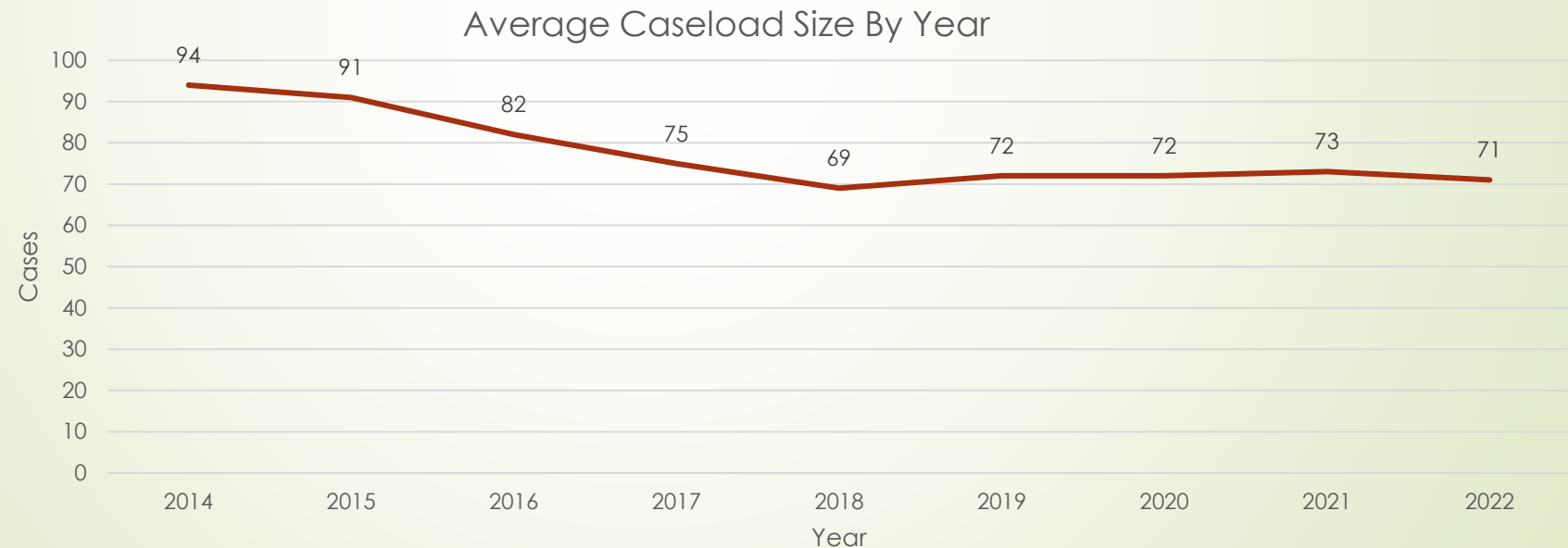
General Assistance (GA)

- ▶ For persons without children between the age of 18 and 65 who are unable to work for a specific reason
- ▶ Max benefit for one person is of \$203



Minnesota Supplemental Aid (MSA)

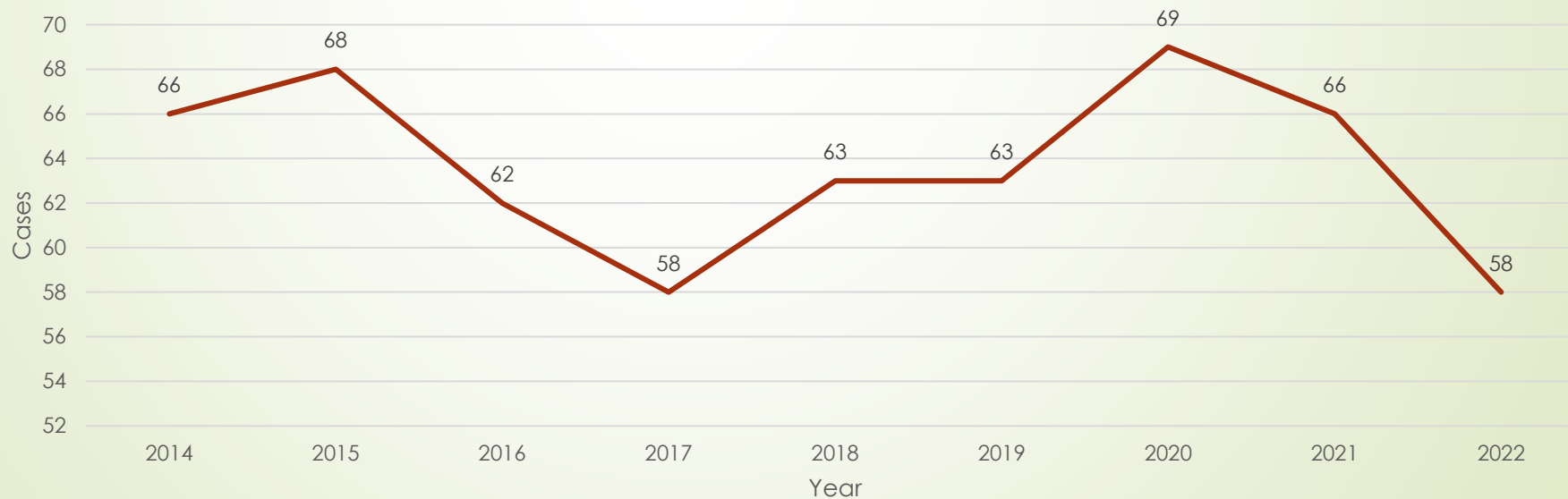
- ▶ Provides financial assistance for persons who are aged 65 or older, blind or disabled with income below the Social Security Federal Benefit Rate (FBR)
- ▶ Typical benefit is \$81 monthly



Housing Supports (HS) formally known as Group Residential Housing (GRH)

- Pays for room and board for seniors and adults with disabilities and low income.
- The program aims to reduce and prevent homelessness.
- Max rate is \$1,041

Average Caseload Size By Year





Emergency Assistance Programs

- ▶ Two programs are available for eligible families or adults with no children who are in an emergency situation such as an eviction or utility shut-off
- ▶ Emergency funds will only be issued if the emergency will be resolved
- ▶ Can only be utilized once every 12 months.
- ▶ Households must meet specific criteria such as, 50% of their household income was paid to basic needs in the last 60 days.



Emergency Crisis Funds (EA)

- ▶ For households who have a pregnant woman or child under 19 still in school
- ▶ Federally-funded through MFIP and mandated
- ▶ Caseload totals & grants issued:
 - ▶ 2022:
 - ▶ 2 cases & \$1,120.25 paid out
 - ▶ 2018:
 - ▶ 30 Cases & \$22,007.00 paid out
 - ▶ 2014:
 - ▶ 41 cases & \$32,324.00 paid out

Emergency General Assistance (EGA)

- ▶ For adults without children in the home
- ▶ State-funded and mandated
- ▶ Caseload totals & grants issued:
 - ▶ 2022:
 - ▶ 5 cases & \$2,320.32 paid out
 - ▶ 2018:
 - ▶ 14 Cases & \$6,763.00 paid out
 - ▶ 2014:
 - ▶ 36 cases & \$14,081.00 paid out